


# Whatever This Is

Jesse Smith



# Contents

1. Pre College Artwork .....	4
2. College Artwork .....	24
-2.1 Shield Shenanigans .....	24
-2.2 Animal Offense .....	30
-2.3 Animation Concept art .....	36



## *Birds are Important" –Chanel*

Colored pencil and ink on paper  
2014


I drew this in the lab while making sure my friend's body made it to her science teacher if she exploded while working with acids and bases.



# Glowing Heart

Graphite and colored pencil on paper  
2014

I wanted to draw something with colorful highlights so I drew a girl with a glowing heart.



# *Pokemon Doodle*

Digital, Manga Studio Debut 4  
2013

I drew this picture in my sketchbook and later I decided to color it.



# The Swing

Water color pencil and ink on paper  
2014

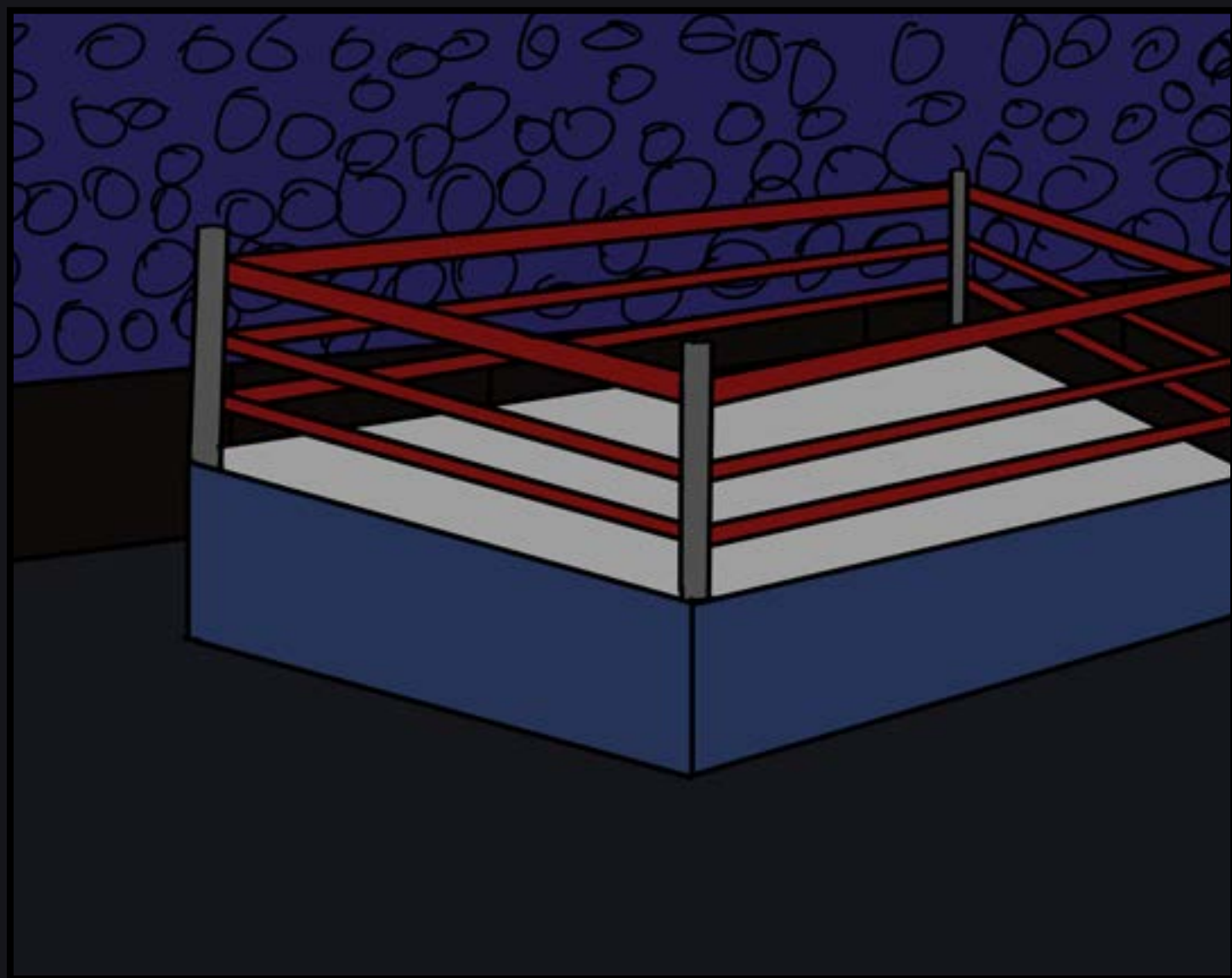
I got board in class so I drew this and decided to color it.



# Viking Princess

Digital, Manga Studio Debut 4  
2014

My friend went on a rant about how she wants more diverse and interesting Disney princesses. One the princesses she suggested was a viking princess. I was going to draw all the princesses she suggested, but I lost interest in it and gave up.




# Background Practice

Digital, Manga Studio Debut 4  
2014

This was originally going to a background for a class animation project. But I didn't have enough time to finish so I completely scrapped it and created something completely different.





# Its Not Jesus

Color pencil and ink on paper  
2014

I was originally going to something similar to the see no, hear no, speak no evil monkey statues or whatever, but then the hands turned into a demon like thing. And everyone would keep asking me if it was a picture of Jesus and the devil, which is why I gave it the title it has.



# Random Doodle

Digital, Manga Studio Debut 4  
2013

This was mostly just a practice with changing up my style. I guess this is kind of the default character that I always draw when I'm bored.



## Beautiful Mistakes

Ink, watercolor paint  
2014

We had to draw a continuous line drawing of a self portrait in class. The marker bleed through the page and left dots in the shape of the head. I thought it looked cool so I added some watercolor to it.



# *I Draw What I Want*

Water color pencil on paper  
2015

I painted this in class instead of making another figure painting when everyone else only had to make one.



# The Division

Digital, Manga Studio Debut 4  
2015

I guess I could call my first real piece of art this, meaning that I didn't just make this for the sake of turning something in. And, that was actually something that I wanted to make. I haven't actually been making any art for myself for the past two years. Most of the stuff I've been making were for assignments or just practice. I don't really know what I was going for with this piece other than being very abstract interpretations of their characters. I drew Dean in a padded room because his current nicknames revolve around his insanity. I drew Seth as a puppet because in his storyline he was basically handed the title to enforce the Authority's control. And, I drew Roman as the lone wolf because to me his character didn't really change much after the Shield and he still uses catchphrases from the group, and he hasn't really moved on as a character in my opinion.



# Real Brothers Fight

Digital, Manga Studio Debut 4  
2015

I like to think that even after the Shield breaking up, that they still treat each other like brothers. But do to the circumstances with how they broke up, they can get into some pretty intense arguments. I feel like Dean would almost always throw the first punch (mostly towards Seth). And, since Roman has the most fatherly/nurturing characteristics, he ends up breaking up the fight usually with force.

I made this piece for my own entertainment and was just playing around with their characters. I didn't go into too much detail because I was mostly playing around with a simpler style.



# Before the Betrayal

Digital, Manga Studio Debut 4  
2015

This piece was originally going to be more realistic much like the first piece. But, as I was drawing the sketch for it on paper I got frustrated because I couldn't get the anatomy right. And, I didn't have any access to any reference at the time because I was in a class, so I said "fuck it" and drew in a lot simpler style. They were also going to holding the tittle belts they had at the time, but I would have ended up spending more time on the belts than on the actual people. I will most likely end up going back to the more realistic version at another time, but I just had to get this idea onto paper before I forgot it.



BEAT SHIT

## Dog

Digital, Manga Studio Debut 4  
2015

I don't really know what I was thinking when I made these pieces. I was kind of inspired by these images of cute animals with words of encouragement written underneath them. They had phrases like "you can do it," "drink water," "you're worth it," and many others like that. So I thought I could do something similar but I would be a lot more insulting. Kind of to get the reaction of why are these cute animals being paired with these statements.





# Fox

Digital, Manga Studio Debut 4  
2015

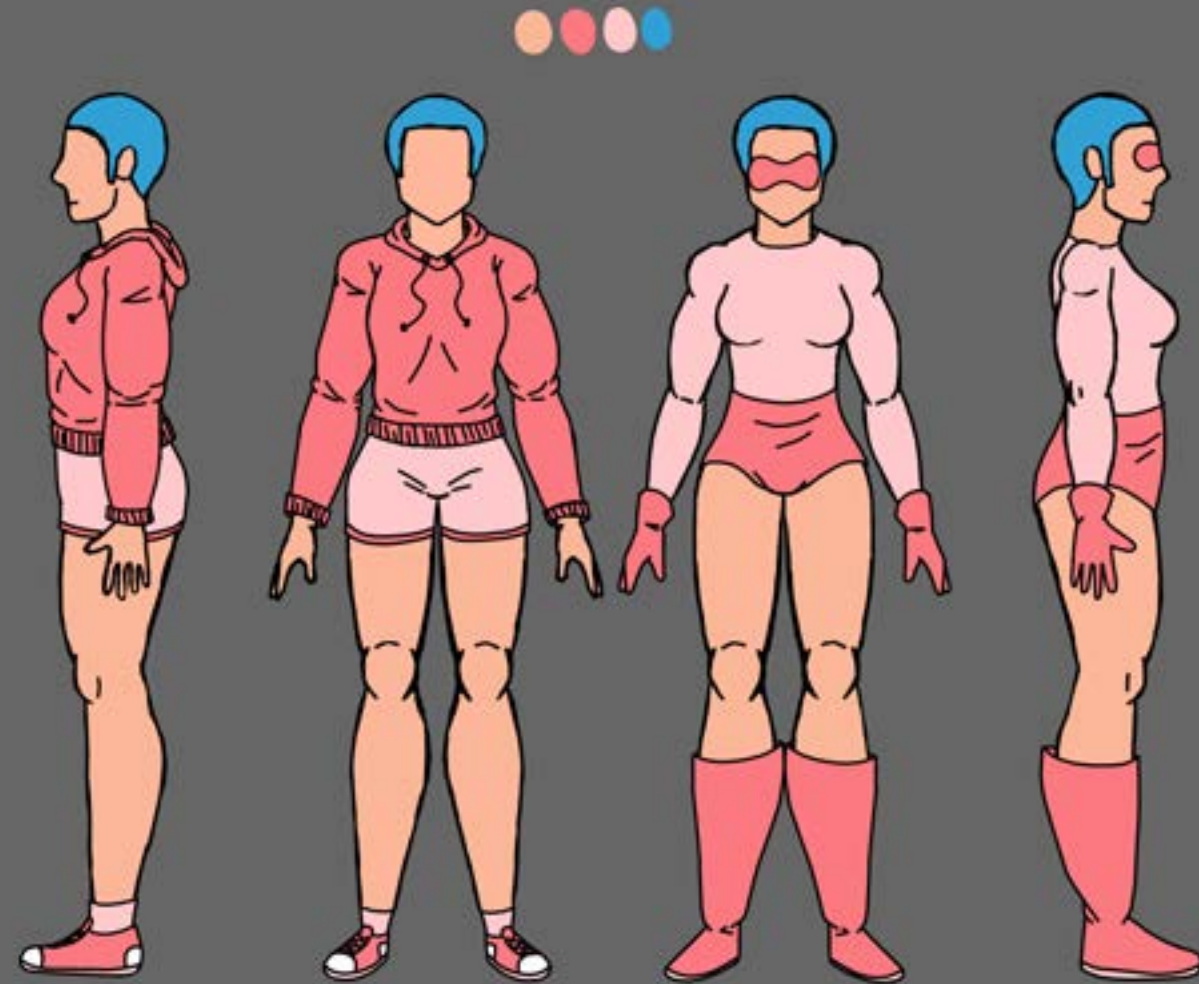
This piece has the same concept as the Dog piece except I drew a fox instead.



## Frill Lizard

Digital, Manga Studio Debut 4  
2015

Again, same concept as the other two, but this one is a frill lizard.  
I like the idea of one of these lizards screaming at people.



@rusiancherokes.tumblr.com

# Character Design for a Short Animation

Digital, Manga Studio Debut 4  
2015

About a year ago I asked one of my friends, Chanel, if she had any ideas I could use for an animation. And, she just gave me this look like "OHH I have the perfect thing for you". And, gave me this booklet she made about a super hero and a super villain who fall in love with each other without knowing the others super identity. It seemed kind of cliché but I went with it because it was cute. I made rough sketches of the characters and made a storyboard for, then I didn't even look at it again until now. So I'm going to be productive and go through with the project because it made Chanel very happy that I was going to use her idea.

On another note, I would have the facial design for her and the designs for the villain complete, if it wasn't for the fact that FUCKING WINDOWS LIKES TO RANDOMLY BREAK MY PROGRAMS AFTER EVERY OTHER FUCKING UPDATE. Some updates break my games which is completely fine and doesn't make me as mad as when it decides to STOP RECOGNIZING THE PROGRAMS THAT I USE FOR THINGS LIKE SCHOOL AND ART. AND, WHEN IT CHOOSES TO STOP RUNNING BASIC FUNCTIONS LIKE RECOGNIZING THAT THERE IS A FLASH DRIVE IN THE USB PORT OR DOING SOMETHING ABOUT THE CD IN THE DISK DRIVE, BUT NOOOO THERE'S NOTHING IN THE DISK DRIVE, AND THE USB PORT DOESN'T EXIST. AND, DON'T GET ME STARTED ON THE FACT THAT I CAN'T CHANGE THE BRIGHTNESS OF MY BECAUSE FUCKING WINDOWS DECIDED TO FORGET THAT THAT WAS A FUNCTION.

So anyway I downloaded the demo for Manga Studio Debut 5 and it works and has support for Windows 10. But, I have to wait until I go home to get the serial number from the other program so that I don't have to spend fifty dollars. As soon as I get the

new program I will be able to finish the character designs over Thanksgiving break. And, to conclude at least Fallout 4 works on my computer, but seriously fuck you Windows you can't even do basic functions.



@prussiancherokee.tumblr.com

# Character's Face Design 1

Digital, Clip Studio Paint  
2015

I finally got a new art program and I was able to create the hero's face.



## Character's Face Design 2

Digital, Clip Studio Paint  
2015

This is what the hero's face looks like when she is in her super form.



# The Hero's Cat Design

Digital, Clip Studio Paint  
2015

This is the cat of the hero girl. In the story the cat helps resolve the conflict between the hero and the villain.

@princesschenkae.tumblr.com

*Thank you*